

NCS210

~64.0000" ±0.1250" [1625.6±3.2] OVERALL

~20.3219" ±0.1250" [516.2±3.2] OVERALL

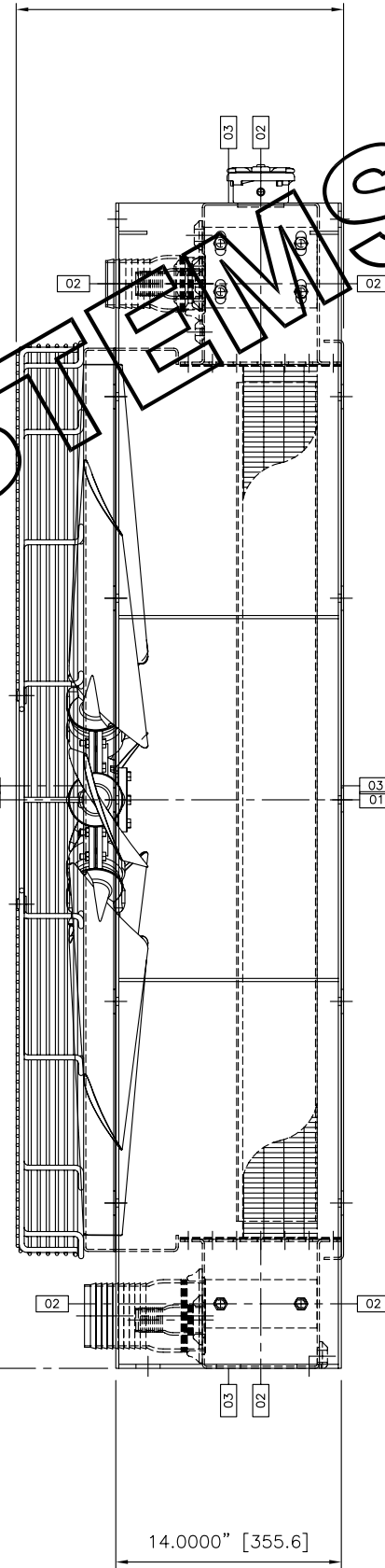
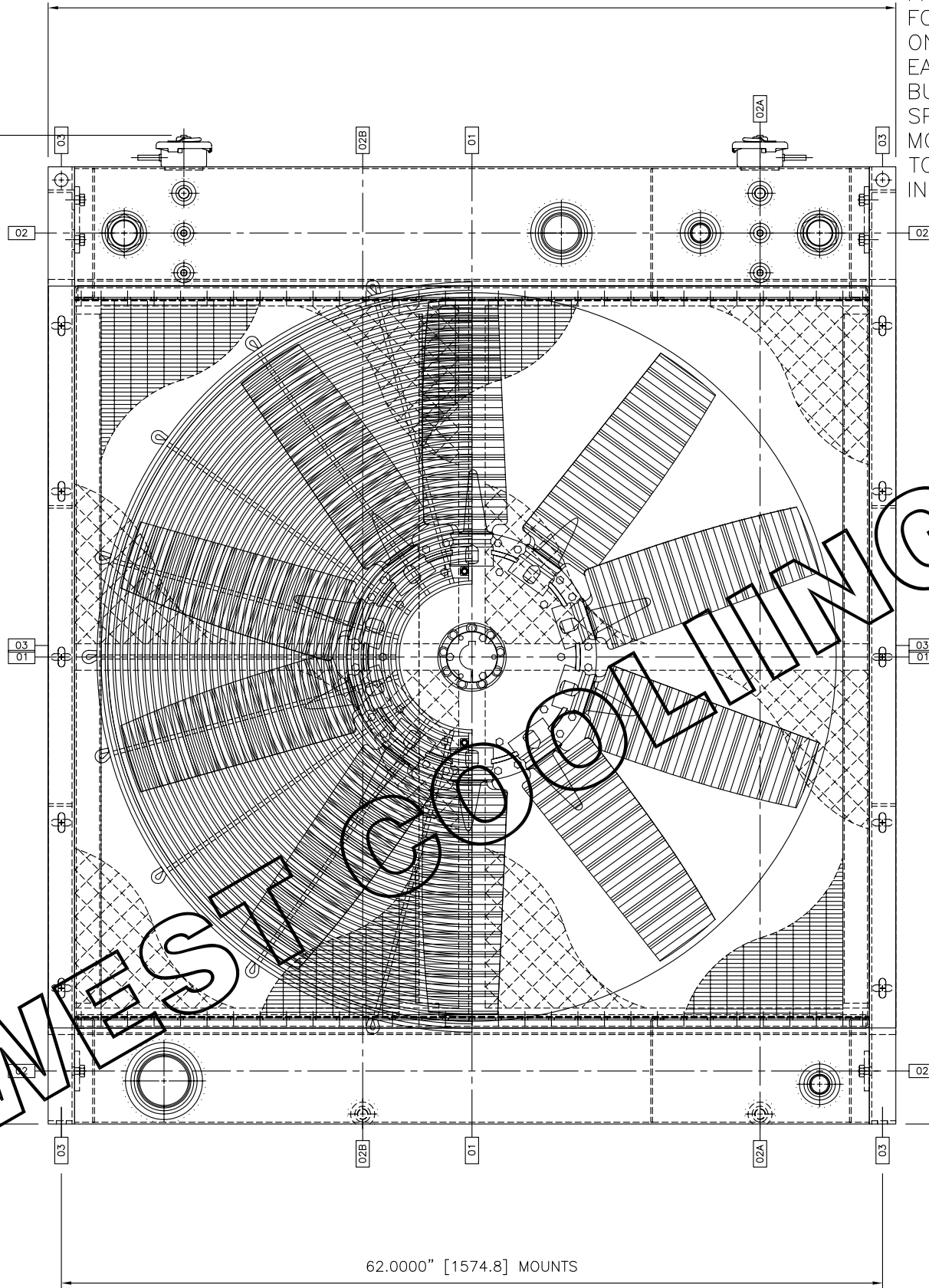
~74.6250" ±0.1250" [1895.5±3.2] OVERALL

~35.2500" ±0.1250" [895.4±3.2] FAN CENTRE

62.0000" [1574.8] MOUNTS

14.0000" [355.6]

NOTE:
 FITTING ARRANGEMENTS ARE FOR ILLUSTRATION PURPOSES ONLY.
 EACH COOLING PACKAGE IS BUILT-TO-SUIT FOR YOUR SPECIFIC APPLICATION.
 MODIFICATIONS CAN BE MADE TO ACCOMODATE YOUR INDIVIDUAL REQUIREMENTS.



FRONT (FAN SIDE) ELEVATION

SIDE ELEVATION

DO NOT SCALE DRAWING

DO NOT SCALE DRAWING

REV.:	DATE:	BY:	DESCRIPTION:
0	-	-	-
0	-	-	-
0	-	-	-

IMPORTANT NOTICE:
 © COPYRIGHT 1999-2007 NORWEST COOLING SYSTEMS INC.
 THIS CAD DRAWING AND ANY INFORMATION ON THIS PAGE IS STRICTLY CONFIDENTIAL AND CONTAINS PRIVILEGED AND/OR COPYRIGHT INFORMATION, AND IS THE EXCLUSIVE PROPERTY OF NORWEST COOLING SYSTEMS INC. YOU MUST NOT PRESENT THIS PAGE AND/OR THIS INFORMATION TO ANOTHER PARTY WITHOUT FIRST GAINING PERMISSION FROM NORWEST COOLING SYSTEMS INC. IF YOU ARE NOT THE INTENDED RECIPIENT YOU MUST NOT COPY, DISTRIBUTE OR USE THIS PAGE OR THE INFORMATION CONTAINED ON IT FOR ANY PURPOSE OTHER THAN TO NOTIFY US. IF YOU HAVE RECEIVED THIS DRAWING IN ERROR, PLEASE NOTIFY THE SENDER IMMEDIATELY AND DESTROY THIS PAGE.



NORWEST COOLING SYSTEMS INC.
 8247 DAVIES ROAD, NW EDMONTON, ALBERTA T6E 4N1 CANADA
 PHONE: 780-466-8742 FAX: 780-466-6352

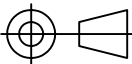
TITLE: NCS210	
SAMPLE COOLING PACKAGE CAD DRAWING	
DRAWN BY: BENNY KOPAT	DATE: SEPTEMBER 2010
CHECKED BY: -	SCALE: NTS - CUSTOM

CUSTOMER: NORWEST COOLING SYSTEMS INC.
DATE BUILT: -
NOTES: -
NOTES: -

PAGE: 1 OF 1
REVISION: B

APPROVED BY:	
CENTRELINE OF IMPELLER	01
CENTRELINE OF RADIATOR TANKS	02
CENTRELINE OF JWC RADIATOR TANKS	02A
CENTRELINE OF AWC RADIATOR TANKS	02B
CENTRELINE OF SIDERALS	03

ALL DIMENSIONS ARE IN INCHES (±1/8) UNLESS OTHERWISE SPECIFIED. DIMENSIONS IN [BRACKETS] ARE IN MILLIMETRES (±3)

PROJECT METHOD:

 THIRD ANGLE PROJECTION
 STANDARDS:
 ISO 128
 ISO 129
 BS 8888